

Mole-Richardson®



10,000/12,000 WATT "BIG EYE" TENER SOLARSPOT®


TYPE 4361




FEATURES

Designed especially for wide flood coverage on sets where it is more desirable to use one wide flood fixture than smaller ones in multiple. For lighting large areas in Motion Picture and Television where a smooth even field is required. Used as a key-light or kicker where light control from spot-to-flood is essential. Back of lamp tilts out for easy access to globe. Equipped with safety screen.

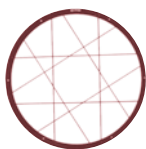
TYPE 4361 "BIG EYE"
TENER SOLARSPOT® MOUNTED ON
TYPE 500572 FOLDING CRANK-UP LITEWATE STAND



Type 450260
2-Way Barn Door



Type 450267
4-Way Barn Door



Type 450481A
Moledisc Diffuser
Frame



Type 450763D
Double Moledura
Screen



Type G140
Scrim Bag




Type 518
Shutter



Type 6611
DMX Shutter Motor



Type 635187
Extension Arm (Set of 3)



Type 34724
Flat Diffuser Frame (4' x 4')



Type 42590
10/12KW DMX A.C.
Molelectronic Dimmer (120V)



Type 5001301
Extension Cable 25 ft.
(100 Amp/120V)

ACCESSORIES

- 450260 2 Way Barn Door (6 Leaf)
- 450267 4 Way Barn Door (8 Leaf)
- 450481A Moledisc Diffuser Frame (29" dia.)
- 450746 Molering Diffuser Frame (29" dia.)
- 450762S Half Single Moledura Scrim–
Stainless Steel Screen (29" dia.)
- 450762D Half Double Moledura Scrim–
Stainless Steel Screen (29" dia.)
- 450763S Single Moledura Scrim–
Stainless Steel Screen (29" dia.)
- 450763D Double Moledura Screen–
Stainless Steel Screen (29" dia.)
- 450840 Scrim Box
- G140 Scrim Bag
- 518 Shutter
- 51836 Shutter Box
- 6611 DMX Shutter Motor
- 450816 Clear Lens
- 635187 Extension Arms (Set of 3)
- 34724 Flat Diffuser Frame (Solid 4' x 4)
Type 635187 Extension Arm needed for mounting
- 425100 Square Tube Diffuser Frame (Breakdown 4' x 4)
Type 635187 Extension Arm needed for mounting
- 42590 10/12K DMX A.C. Molelectronic
Dimmer (120V)
- 5001301 Extension Cable 25 ft. (100 Amp/120V)

GLOBE TABLE

TYPE 4361 "BIG EYE" TENER SOLARSPOT®
Base, mogul bipost. Burn within 45° of vertical
base-down. 13.937 L.C.L T32 Bulb.

Watts	Ordering Code	Color Temp. °K	Finish	Life Hours	Volts	Amps
10,000	DTY	3200	Clear	300	120	83.3
12,000	GE/KOTO	3200	Clear	300	120	100

Globes not included in price of lamp.
See price list for complete details.

PERFORMANCE DATA

TYPE 4361 "BIG EYE" TENER SOLARSPOT®
Using DTY, 10,000 watt, 120 volt, 3200°K
quartz globe.

Distance Feet	Light Intensity F. C.		Beam Diameter* Feet	
	Max. Flood	Min. Spot	Max. Flood	Min. Spot
10	3,400	22,000	9.5	1.5
20	850	5,500	19.0	3.0
30	378	2,444	28.5	4.5
40	212	1,375	38.0	6.0
50	136	880	47.5	7.5
60	94	611	57.0	9.0
70	69	449	66.5	10.5
80	53	343	76.0	12.0
100	34	220	95.0	15.0

Using GE/KOTO 12,000 watt, 120 volt, 3200°K
quartz globe.

Distance Feet	Light Intensity F. C.		Beam Diameter* Feet	
	Max. Flood	Min. Spot	Max. Flood	Min. Spot
10	3,800	23,600	9.5	1.5
20	950	5,900	19.0	3.0
30	422	2,622	28.5	4.5
40	238	1,475	38.0	6.0
50	152	944	47.5	7.5
60	105	656	57.0	9.0
70	78	482	66.5	10.5
80	59	300	76.0	12.0
100	38	236	95.0	15.0

*Light tapers smoothly at edge of field. Diameters listed are flat area diameters at which the intensities are approximately 50% of tabulated intensities at beam center.

SPECIFICATIONS

- HEAD:** Type 4361, 10K/12K watts.
- RATING:** 120/240 volts, A.C. or D.C., 100 amps max.– 12,000 watts max.
- SOCKET:** Mogul Bipost. Spring loaded contacts.
- SWITCH:** 100 amp., quick-make, quick-break. Mounted in trough.
- CABLE:** 3 ft. #4/1 Entertainment Cable with #6/1 green ground and MC258G plug. (Specify type of plug when ordering)
- CONSTRUCTION:** Light aluminum with vertical circular interlocking channels for ventilation and a louvered trough with aluminum end castings.
- YOKE:** Tubular aluminum and aluminum castings with 1 1/8" dia. steel yoke pin.
- FINISH:** Clear Anodized Aluminum/Maroon Powder Coated Enamel.
- CONDENSER:** 24 3/4" dia. curved Fresnel lens 21.8° to 66.5° field angle.
- MIRROR:** Alzak aluminum.
- FOCUSING:** Hand crank at rear.
- SIZE:** 33" x 33" x 29 3/4".
- HEAD WEIGHT:** 98 1/2 lbs. including cable.
- STAND:** Type 500572 Folding Crank-up Litewate. Accepts 1 1/8" dia. yoke pin.
- LOW:** 53 inches.
- HIGH:** 120 inches (2 extensions).
- FOLDED FOR STORAGE:** 61 inches.
- STAND TOP TO LIGHT CENTER:** 28 1/2 inches.
- STAND WEIGHT:** 53 1/2 lbs.

STAND SUBSTITUTIONS

- 325 Molevator®
- 4504 Crank Operated
- 41494 Senior Size Standard
- 5611 Senior Size Long Leg
- 418181 Senior Size Litewate Low
- 418182 Senior Size Litewate Standard

Mole-Richardson Co.

937 North Sycamore Avenue, Hollywood, California 90038-2384 U.S.A.

Tel. (323) 851-0111 Fax. (323) 851-5593 E-Mail: info@mole.com

World Wide Web: http://www.mole.com

©Mole-Richardson Co., Hollywood, CA



Litho in U.S.A.